


The Best Bus




This School Bus Safety Coloring Book has been created for:

It is a privilege to ride the “best bus.” Anyone can ride in the “best bus” by following the bus safety rules.



Inside this booklet are reminders about how we all must behave when we ride on the bus. Your bus ride can be safe and pleasant.

Rule #1




When you get on the bus, find your seat. Fasten your seatbelt. The “best bus” will move as soon as everyone is ready for a safe ride.

Rule #2



Listen to your driver. The driver may need your attention before, during, or after your trip.

Rule #3




Emergency doors and windows are for emergencies only! Never touch or bother these unless the driver gives you special directions.

Rule #4




Keep your hands and head inside the bus. Never throw anything out of the bus window.

Rule #5



We use indoor voices inside the bus. We are silent when the bus stops at railroad crossings.

Rule #6



Keep the aisles clear. Check your seat and floor for things that might belong to you before you leave the bus.

Rule #7



The “best bus” must be kept clean! Leave animals, candy, food or drink off of the bus.

Rule #8



Be polite to the driver and other riders. Good manners and good conduct are always appreciated.

Rule #9



Special bus stops are not allowed. The driver will stop at designated stops only.

Rule #10



Tell the driver if you ever have a problem on the bus. Your parent, teacher, or principal are other people who can help you.

Vocabulary

Some of these words may be new to you:

aisles the passageway in between the seats

conduct behavior

designated assigned or selected

emergency a sudden problem

privilege a special right or benefit

